

CLASSIC BOYS LIFE SERIES

CAMP TOOLS



PARTS OF AN AX




The Ax and Its Care

WHAT IS the first tool for camp that a new camper thinks of? An ax! But do you actually need one? If you intend to go in for real light-weight camping, you'll find a way of getting along without the added weight of an ax, even a small one. However, if you plan middleweight camping, you'll want a hand ax, and if you expect to do woodland camping, you may decide to take a three-quarter ax, or possibly even a felling ax.

SINGLE BITS



YANKEE OR DAYTON



MICHIGAN

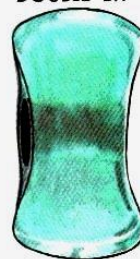


HUDSON BAY



NEW ENGLAND OR CONNECTICUT

DOUBLE BIT



REVERSIBLE




A CORRECTLY HUNG AX HEAD IS SLIGHTLY OFF RIGHT ANGLE TO HANDLE.



BIT SHOULD BE ABSOLUTELY STRAIGHT WITH THE HANDLE AND THE KNOB.



TOO OPEN



TOO CLOSED

INCORRECTLY HUNG AX HEADS

SINGLE BIT LOGGERS' FELLING AX

3½ TO 4 POUND HEAD
28" TO 34" HANDLE



HAND AX OR PACK AX
1¼ POUND HEAD
13½" HANDLE

SINGLE BIT "BOY'S AX" OR THREE-QUARTER AX OR EXPLORER AX

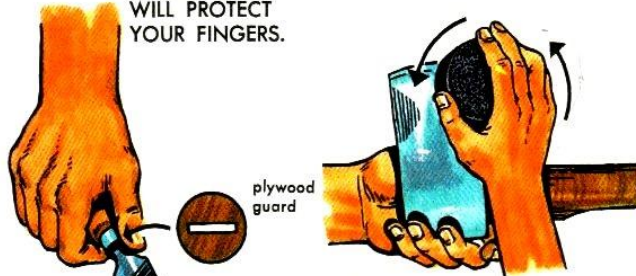
2¼ TO 2½ POUND HEAD
28" HANDLE



A QUICK WHACK ON THE KNOB WILL TIGHTEN A LOOSE HANDLE TEMPORARILY.



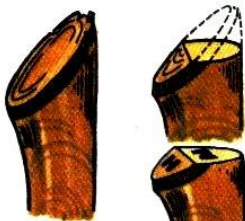
A PLYWOOD GUARD WILL PROTECT YOUR FINGERS.



TO KEEP THE BIT KEEN, HONE IT OFTEN WITH A SHARPENING STONE.



SHARPEN A DULL AX BY RESTING ITS HEAD AGAINST A LOG AND DRAWING A 10" FLAT MILL FILE FIRMLY DOWN OVER THE BLADE.

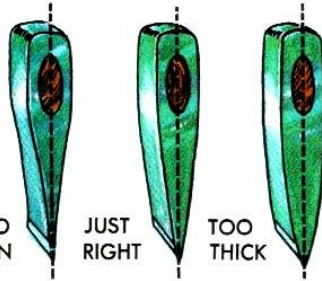


USING A PEG AS REST FOR AX HEAD.

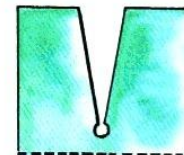
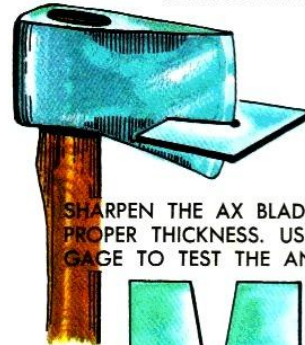
SOME AXES STILL COME WITH "FAWN FOOT" KNOB. CUT OFF TIP WITH A SAW TO PREVENT SPLITTING.



TOO THIN JUST RIGHT TOO THICK



SHARPEN THE AX BLADE TO PROPER THICKNESS. USE AX GAGE TO TEST THE ANGLE.



USE THIS PATTERN TO CUT AN AX GAGE FROM A STRIP OFF A TIN CAN.

IF BROKEN HANDLE STICKS, YOU CAN BURN IT OUT. PUSH AX HEAD INTO WET EARTH AND BUILD A FIRE AROUND IT.



BUY A NEW HANDLE IN A HARDWARE STORE. IF NOT ALREADY SPLIT, CUT A SLIT IN IT WITH A SAW, OR SPLIT WITH OLD KNIFE.

BUY A HARDWOOD WEDGE, OR MAKE YOUR OWN. HAMMER IT SECURELY INTO THE HANDLE.

CUT OFF PROTRUDING PARTS OF HANDLE AND WEDGE CLOSE TO AX HEAD WITH A HACKSAW.

