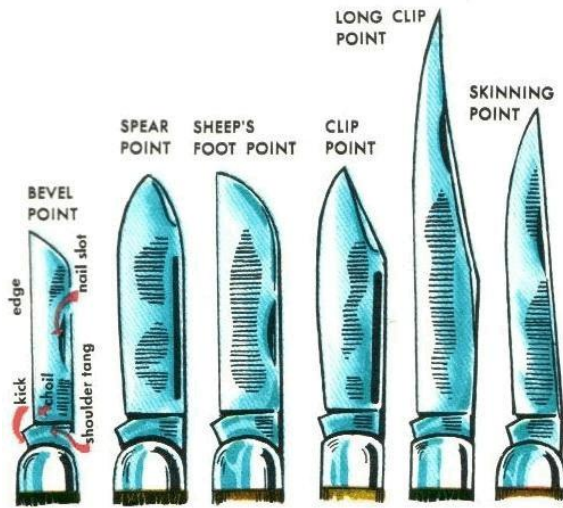


# CLASSIC BOYS LIFE SERIES

## CAMP TOOLS



### Your Knife and How To Use It



A KNIFE is the camper's best friend. It's used time and time again during each camping day—for whittling a peg, for cutting a rope, for trimming a branch, for cleaning a trout, and for many other things.

A knife deserves the best of care. Keep it sharp, wipe it off after each use to prevent it from rusting or staining, and treat the joints to an occasional drop of machine oil so that the blades will keep opening easily.


For all-around use, the Boy Scout knife is the best. For certain purposes, however, you may need a special knife, such as a whittler's knife, a fisherman's knife, or a hunting knife.



BOY SCOUT KNIFE IS MOST POPULAR POCKET KNIFE.



"SWISS ARMY" TYPE KNIFE IS COMPLETE TOOL KIT.




JACKKNIFE HAS BLADES AT ONE END ONLY, PEN-KNIFE AT BOTH ENDS.



PASS OPEN KNIFE TO SOMEONE ELSE HANDLE FIRST.



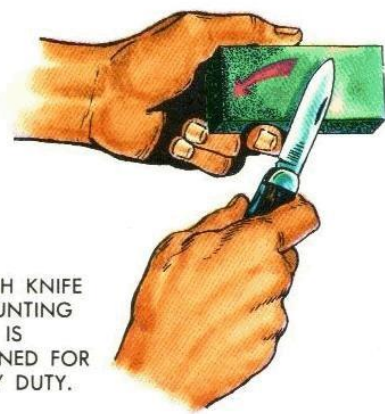
WHITTLE'S KNIFE HAS BLADES FOR CARVING.



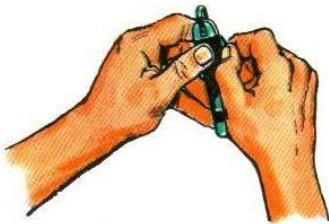
FISHERMAN'S KNIFE HAS SCALING BLADE AND HOOK DISGORGER.



SHEATH KNIFE OR HUNTING KNIFE IS DESIGNED FOR HEAVY DUTY.



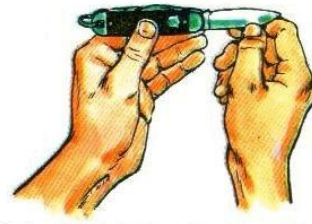
SHARPEN KNIFE BLADE AGAINST THE EDGE, AS IF CUTTING INTO SHARPENING STONE. KEEP BACK OF BLADE 1/8" ABOVE STONE. TURN BLADE AFTER EACH STROKE.



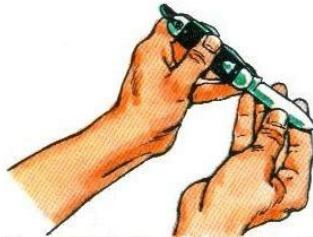
TO OPEN POCKET KNIFE, HOLD IN LEFT HAND, PUT RIGHT THUMBNAIL INTO NAIL SLOT



PULL BLADE OUT WHILE PUSHING AGAINST HINGE WITH LITTLE FINGER OF LEFT HAND.



CONTINUE TO HOLD ON TO HANDLE AND BLADE UNTIL BLADE SNAPS INTO OPEN POSITION.



TO CLOSE POCKET KNIFE, HOLD HANDLE WITH LEFT HAND, WITH FINGERS SAFELY ON THE SIDES.



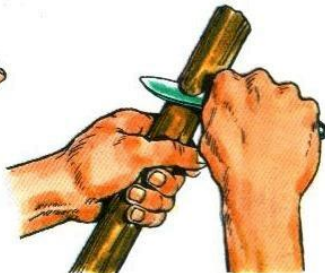
PUSH AGAINST BACK OF BLADE WITH FINGERS OF RIGHT HAND; SWING HANDLE UP TO MEET BLADE.



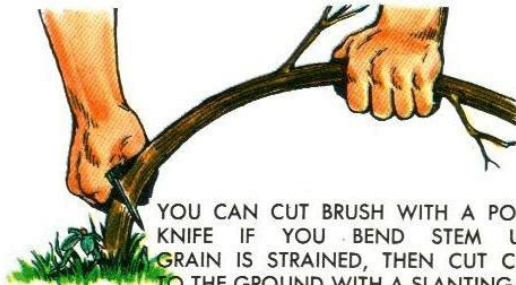
LET KNIFE SNAP SHUT. "KICK" AT BASE OF BLADE KEEPS EDGE FROM TOUCHING INSIDE OF HANDLE.




FOR FINE CUTTING, PIVOT HANDLE WITH LITTLE FINGER, PUSH BLADE WITH THUMB.




FOR COARSE CUTTING, GRASP HANDLE WITH WHOLE HAND. CUT AT A SLANT. ALWAYS CUT AWAY FROM YOU.



YOU CAN CUT BRUSH WITH A POCKET KNIFE IF YOU BEND STEM UNTIL GRAIN IS STRAINED, THEN CUT CLOSE TO THE GROUND WITH A SLANTING CUT.



TRIM A BRANCH BY CUTTING OFF TWIGS FROM THICK END TOWARD TOP. PUSH KNIFE AGAINST TWIGS, OR PULL UP TWIGS AGAINST BLADE.



TO NOTCH A STICK, MAKE A SLANTING CUT FROM ONE DIRECTION. THEN ANOTHER FROM THE OPPOSITE SIDE.

WHEN OPENING A CAN MOVE OPENER TOWARD YOU.

