

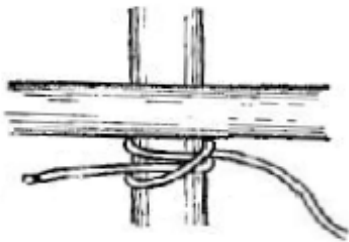
Foundation Skill Series

Basic Lashing Skills

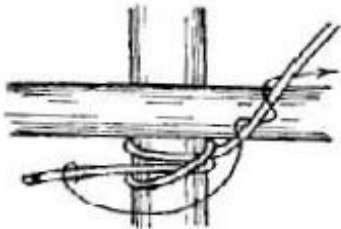


Square Lashing

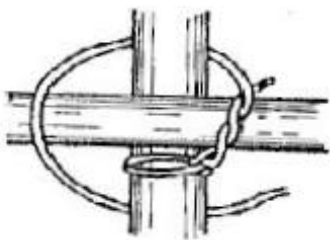
The square lashing is used to join two spars, staffs or poles at a 90 degree angle. It is one of the strongest lashes used in pioneering and Fieldcraft building.



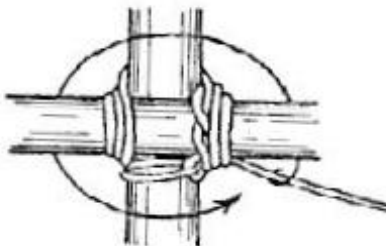
The square lash is started with a clove hitch tied on the upright member, and under the horizontal cross member



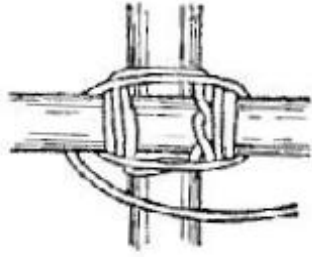
The end of the cord is then wrapped in a timber hitch fashion under the working end to form the first wrap.



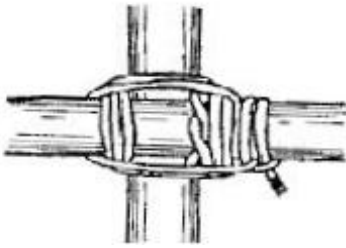
The cord is then wrapped behind the upright member and over the cross member, and again behind the upright and over the cross member.



This pattern is repeated until you form 3 to 4 tight wraps around each of the staffs or spars forming the lash. Be sure to tighten each wrap along the way.



Then you change the direction of the wraps or "fraps" by circling around the first set of wraps 2 to 3 times to further tighten and secure the lashing.



Finish off the lashing with a clove hitch around the cross member. Dress the knot and keep it tight.